



**Chelsea Yacht Club**  
**\*\*Sailing Instructions\*\***  
**May 19th - October 13th, 2019**

**1. RULES:**

- 1.1. Races will be governed by the rules as defined in the current *The Racing Rules of Sailing* (RRS).
- 1.2. In case of conflict with class rules, class rules shall govern under RRS 86.1(c).
- 1.3. Under RRS 87, *Ensign Class Rule 10: Crews* will not apply.

**2. NOTICES TO COMPETITORS:** Notices to competitors shall be posted on the Race Committee Bulletin Board on the boathouse and will also be posted on [www.chelseayacht.org](http://www.chelseayacht.org) under the Racing menu.






**3. CHANGES TO SAILING INSTRUCTIONS:** Any change to the sailing instructions will be posted at least one hour before the start of the affected event.

**4. SIGNALS MADE ASHORE**

- 4.1. Signals made ashore will be displayed on the Chelsea Yacht Club Flagstaff.
- 4.2. When Code Flag “AP” is displayed ashore, ‘1 minute’ is replaced with ‘not less than 30 minutes’ in the race signal AP.
- 4.3. “AP over H”, “AP over A”, “AP over a numeral pennant” will not be used. This modifies RRS “Race Signals” and Rule 27.3.

**5. SCHEDULE OF RACES:** The schedule of races can be found in Section 4 of the *CYC Notice of Race*.

**6. CLASS FLAGS:** The class definitions and class flags are given in the table below.

|   |  |  |  |  |
|---|--|--|--|--|
| <br>A Fleet<br>(Orange Square)<br>All with spinnaker | <br>B Fleet<br>(Yellow Square)<br>Without Spinnaker,<br>less than 220 | <br>Ensign Class Flag<br>Ensign Class<br>Assoc. One-Design | <br>C Fleet<br>(Green Square)<br>Without spinnaker,<br>220 or greater | <br>Open Centerboard<br>(Blue Square)<br>Centerboard<br>without cruising<br>accommodations. |
|---|--|--|--|--|

**7. RACING AREA:** Attachment B shows the location of racing areas.

**8. THE COURSES**

- 8.1. The courses are described in Attachment A.
- 8.2. The course will be designated by a black-on-white number posted to both sides of the Race Committee signal boat.
- 8.3. When any course containing a hyphen (such as FID-WID) is signaled, all boats shall complete the first lap by sailing through a gate, defined as the R/C boat and “Y” Mark (Start/Finish line).

**9. MARKS**

- 9.1. Attachment B illustrates the location and describes the marks of the course corresponding to Attachment A.
- 9.2. The starting and finishing marks will be the race committee signal boat to the east and a nearby floating mark designated as Mark “Y” to the west.

**10. AREAS THAT ARE OBSTRUCTIONS**

- 10.1. Boats shall not sail or pass on the shore side of moorings or anchored or moored boats in a mooring area.
- 10.2. A boat which sails or passes on the shore side of such moorings or boats shall be scored DSQ without a hearing.
- 10.3. The entire CYC mooring area beginning with the first anchored boat or mooring North of CYC Lighted Buoy (W) and continuing to the last anchored boat or mooring South of CYC Lighted Buoy (N) shall rank as an obstruction. Mooring areas and boats and moorings in mooring areas shall not rank as a mark of the course.
- 10.4. When not used as a mark of the course, CYC lighted buoys may be passed on either side.



## 2019 CHELSEA YACHT CLUB SAILING INSTRUCTIONS

- 10.5. Contact with empty moorings, and fending off anchored or moored boats with any part of the body is permitted without penalty.
- 10.6. A boat which collides (boat to boat contact) with a boat anchored or moored in a mooring area shall be disqualified, unless she protests that she was wrongfully forced by another boat to make contact with the anchored or moored boat.

### 11. THE START

- 11.1. Races will be started by using RRS 26 with the warning signal made five (5) minutes before the starting signal. (A general guide to the start sequence may be found in Attachment C.)
- 11.2. The start line will be between the R/C flag on the R/C signal boat and Mark Y (SI 9.2).
- 11.3. Boats whose warning signal has not been made shall avoid the starting area during the starting sequence for other races.

### 12. THE FINISH

- 12.1. The finishing line will be between the R/C flag on the R/C signal boat and the course side of Mark Y (SI 9.2).
- 12.2. If the race committee signal boat is absent when a boat finishes, that end of the finish line shall be replaced by the "S" mark and she should report her finishing time and her position in relation to nearby boats, to the race committee at the first reasonable opportunity.

### 13. TIME LIMITS

- 13.1. The time limits, measured from the starting signal of each class shall be 2.5 hours for all classes. If no boat in a class sails the course and finishes within the time limit, the race for that fleet shall be abandoned.
- 13.2. Boats failing to finish within 2 Hours after the first boat in a fleet sails the course and finishes will be scored Did Not Finish (DNF) without a hearing. This modifies RRS 35, A4 and A5.
- 13.3. Any race which is not started within 1.25 hours of its scheduled start time shall be automatically cancelled.

### 14. PROTESTS AND REQUESTS FOR REDRESS

- 14.1. Protest forms are available from the CYC Fleet Captain, the Race Committee locker or online at the CYC website under the Racing menu.
- 14.2. For each class, the protest time limit is 30 minutes after the Race Committee reaches shore. (The Race Committee or the Protest Committee may waive this rule when, in its opinion, circumstances beyond the control of the protesting boat make it impossible for her to submit a written protest within the time limit.)

### 15. SCORING

- 15.1. 2 races are required to be completed to constitute a series.
  - 15.1.a. When fewer than 4 races have been completed in a series, a boat's series score will be the total of her race scores.
  - 15.1.b. When 4 races have been completed in a series, a boat's series score will be the total of her race scores excluding her worst score.

### 16. SAFETY REGULATIONS

- 16.1. Boats racing must check in with, and receive confirmation from, the Race Committee via either VHF radio, channel 72, or audibly hailing the R/C Boat prior to the A Fleet warning flag.
- 16.2. A boat that retires from a race shall notify the race committee as soon as possible.
- 16.3. Boats are permitted to use any means of propulsion to avoid interference with commercial vessels.
- 16.4. Boats using means of propulsion that are normally prohibited must return to the exact location where such use began and come to a complete stop before continuing to race.
- 16.5. Boats interfering with (receiving five sound signals from) commercial traffic shall be scored DSQ without a hearing.

### 17. SIGNALS:

- 17.1. Code Flag "N" will mean that all races are abandoned and there will be no more racing today. "N over A", and "N over H" will not be used. This modifies RRS "Race Signals" and Rule 32.1.



2019 CHELSEA YACHT CLUB SAILING INSTRUCTIONS

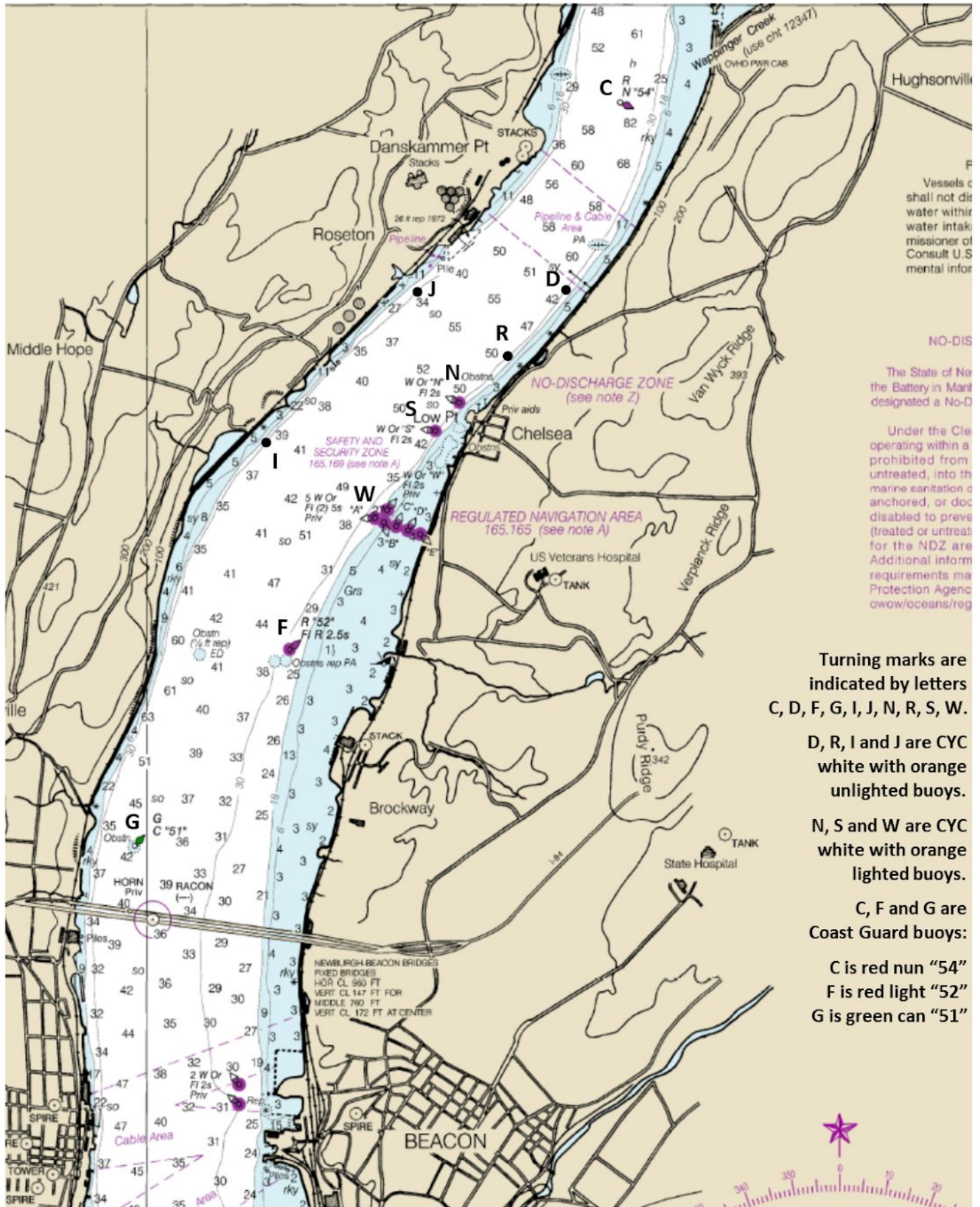
Attachment A

| Course | A Fleet | B Fleet, Ensigns | C Fleet, Open CB | Marks To | Finish Dir | Wind  |
|--------|---------|------------------|------------------|----------|------------|-------|
| 1      | DW-DW   | NF-NW            | NW-NW            | P        | U          | <6    |
| 2      | DF      | DW               | NF               | P        | U          | 6-8   |
| 3      | DF-DF   | DW-DW            | NF-NW            | P        | U          | 8-10  |
| 4      | DJF-DF  | DF-DW            | DJW-DW           | P        | U          | 10-12 |
| 5      | DG-DF   | DF-DF            | DW-DW            | P        | U          | >12   |
| 6      | DJF     | DJW              | DW               | P        | U          | 6-8   |
| 7      | DJF-DW  | DJW-DW           | DJW-NW           | P        | U          | 8-10  |
| 8      | DJF-DJF | DJW-DJW          | DJW-NJW          | P        | U          | 10-12 |
| 9      | CF-DF   | CF               | DF               | P        | U          | >12   |
| 10     | WD-WN   | WN-WN            | WN-WN            | P        | U          | <6    |
| 11     | FD      | WD               | WN-WN            | S        | U          | 6-8   |
| 12     | FD-FD   | FD-WD            | FN-WN            | P        | U          | 8-10  |
| 13     | FJD-FD  | FD-WD            | WJD-WN           | S        | U          | 8-10  |
| 14     | FJD-FJD | FD-WD            | WD-WN            | S        | U          | 8-10  |
| 15     | GD-FD   | FD-FD            | FD-WN            | S        | U          | 10-12 |
| 16     | GJD-FD  | FJD-FD           | FJD-WN           | S        | U          | >12   |
| 17     | JFYJF   | JFYJW            | JWYJW            | P        | U          | 6-8   |
| 18     | JDF-JDF | JDF-JDW          | JDW-JW           | S        | U          | 8-12  |
| 19     | JDG-JDF | JDF-JDW          | JF-DW            | S        | U          | >12   |
| 20     | CW-CW   | CW-DW            | CW-NW            | P        | U          | 10-12 |
| 21     | FC-WC   | WC-WC            | WC-WN            | P        | U          | 10-12 |
| 22     | F       | F                | F                | P        | D          | 6-8   |
| 23     | C       | C                | C                | P        | D          | 6-8   |
| 24     | FDW     | WDW              | WJW              | S        | D          | 8-10  |
| 25     | DFD     | DWD              | DYD              | P        | D          | 10-12 |
| 26     | FCF     | FDF              | FDW              | P        | D          | >12   |



# 2019 CHELSEA YACHT CLUB SAILING INSTRUCTIONS

## Attachment B



Vessels shall not discharge water within water intake mission of Consult U.S. mental info

**NO-DIS**

The State of New York has designated a No-D

Under the Clean Water Act, vessels operating within a No-D zone are prohibited from discharging untreated, into the water. This includes marine sanitation devices, bilge water, or any other pollutants. Vessels are required to pump out or treat their waste before leaving the No-D zone. For more information, visit the New York State Department of Environmental Conservation website.



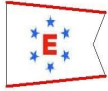


- Turning marks are indicated by letters C, D, F, G, I, J, N, R, S, W.
- D, R, I and J are CYC white with orange unlighted buoys.
- N, S and W are CYC white with orange lighted buoys.
- C, F and G are Coast Guard buoys:
- C is red nun "54"
- F is red light "52"
- G is green can "51"



## 2019 CHELSEA YACHT CLUB SAILING INSTRUCTIONS

### Attachment C

Please note that the Warning Signal for each class is *expected to* but *may not* coincide with the start of the previous class. (If there is light air or fleets bunching up at the start, an extra minute may be added before the next fleet start.) The class flags which serve as the warning signal for each class as well as the typical time schedule shall be as follows:

|      | <br>A Fleet<br>(Orange Square) | <br>B Fleet<br>(Yellow Square) | <br>Ensign Class Flag | <br>C Fleet<br>(Green Square) | <br>Open Centerboard<br>(Blue Square) |
|------|---|---|--|--|--|
| 1:30 | A Fleet Warning   |   |  |  |  |
| 1:31 | A Fleet Preparatory   |   |  |  |  |
| 1:34 | A Preparatory down  |   |  |  |  |
| 1:35 | A Fleet Start   | B Fleet Warning   |  |  |  |
| 1:36 |   | B Fleet Preparatory   |  |  |  |
| 1:39 |   | B Fleet Preparatory down  |  |  |  |
| 1:40 |   | B Fleet Start   | Ensign Warning   |  |  |
| 1:41 |   |   | Ensign Preparatory   |  |  |
| 1:44 |   |   | Ensign Prep down   |  |  |
| 1:45 |   |   | Ensign Start   | C Fleet Warning  |  |
| 1:46 |   |   |  | C Fleet Preparatory  |  |
| 1:49 |   |   |  | C Preparatory down   |  |
| 1:50 |   |   |  | C Fleet Start  | OCB Warning  |
| 1:51 |   |   |  |  | OCB Preparatory  |
| 1:54 |   |   |  |  | OCB Preparatory down   |
| 1:55 |   |   |  |  | Open Centerboard Start   |